

Impressionism: Pathways to Modernity For children



Let me tell you...

A story about modernity

Around the 1850s, a group of painters called the Impressionists came together in France. They made several exhibitions together between 1874 and 1886. The group painted spontaneously outdoors*, rather than working from sketches in a studio. The main impressionist subjects were landscapes and scenes of everyday life. The most famous impressionist painters were Claude Monet, Auguste Renoir, Paul Cézanne, Alfred Sisley and Berthe Morisot.

Discover the birth and the evolution of the Impressionist group through a series of fun and engaging activities.

Get your pencils ready!



Find your way through the exhibition by following this symbol. The accompanying numbers will help you with your journey step by step.

Tip: Use the glossary to better understand certain words marked with an asterisk* within your booklet.

Your Glossary

Academy of Fine Arts

An institution created in 1648 that trains artists and sets the rules of representation.

Easel

A support used to hold an artist's painting.

Brushstroke, also called "touch"

The way in which paint is put on to a surface with a brush.

Outdoor painting

An artwork made outside, in nature, while having the chosen subject in front of you.

Still life

A painting of inanimate objects, like fruit or flowers.

Studio

A place where an artist works.



1



2



Edouard Manet / Claude Monet

Edouard Manet and Claude Monet both received a lot of criticism when their paintings were shown to the public. Their painting technique was considered very modern in style.

Let's take a closer look at the details of the painting. Notice how blurry the faces of the painted characters are.

Did you know?

Claude Monet painted this canvas directly in his garden. In order to be able to paint over the entire surface of the canvas, he dug a large hole in the ground to insert the painting and place it at his eye level!



Take inspiration from the faces painted by Manet and Monet to represent yourself or a loved one.

1 - Claude Monet, *Woman at the garden*, Photo © RMN-Grand Palais (musée d'Orsay) / Hervé Lewandowski

2 - Edouard Manet, *The balcony*, Photo © RMN-Grand Palais (musée d'Orsay) / Hervé Lewandowski



1874: The first Impressionist exhibition

In 1874, during the first Impressionist exhibition, Berthe Morisot got noticed because of this painting. It depicts a scene of love and affection between a mother and her child.

Did you know?

At the time of the Impressionist painters, women artists did not have the same rights as men artists. Women were not allowed to study at the Academy of Fine Arts* until 1897, 250 years after its creation.

Berthe Morisot,
The Cradle
Photo © RMN-
Grand Palais
(musée d'Orsay) /
Michel Urtado

How does this painting make you feel?

Can you remember a time when you experienced this emotion?



Impression, impressionism

With his many brushstrokes, Alfred Sisley has captured the movement of the people, as well as the movement of the water and the wind.

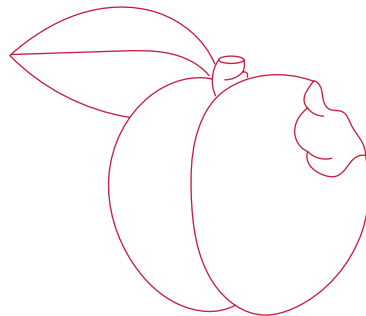


Now take a step back. Does this painting seem to be in motion? What elements in this scene give you this impression?



Renoir and Cézanne distance themselves

At the beginning of his career, the artist Paul Cézanne studied the works of Jean Baptiste Siméon Chardin a great painter of still lifes* during the 1750.



J. B. Siméon
Chardin, *Still Life
with Tin Pitcher
and Peaches*
Photo ©
Staatliche
Kansthalle
Karlsruhe



Compare the artworks of these two artists to identify their differences and similarities. You can use the list below as a guide.

Objects _____

Shapes _____

Light _____

Colours _____

Perspective _____


Paul Cézanne,
*Apples and
oranges*
Photo ©
RMN-Grand
Palais (musée
d'Orsay) / Hervé
Lewandowski



The enduring water lilies

Monet again? He is everywhere!
In this painting, the artist uses very bright colours and abstract shapes to express his anxiety and sadness about the First World War (1914- 1918).

Claude Monet,
Weeping Willow
Photo © RMN-
Grand Palais
(musée d'Orsay) /
Adrien Didierjean



Choose an emotion from the following list.

Joy - Sadness - Anger - Fear - Love

Using Claude Monet as your inspiration,
express your chosen emotion in the space below.


To go further




Scan me!

Well done, you have completed all the steps of the path! But it's not over yet... Complete this drawing and bring it to life by downloading the free application BlinkBook.

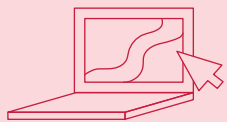

1. Colour




2. Take a picture



3. Magic! It's moving



Share your design
online and tag us
[@louvreabudhabi](https://www.instagram.com/louvreabudhabi)



louvreabudhabi.ae

Opening hours

Monday: Closed

Tuesday: 10 – 18.30

Wednesday: 10 – 18.30

Thursday: 10 – 18.30

Friday: 10 – 18.30

Saturday: 10 – 18.30

Sunday: 10 – 18.30

Last admission is at 18.00

Email us

education@louvreabudhabi.ae

Call us

+971 600 56 55 66